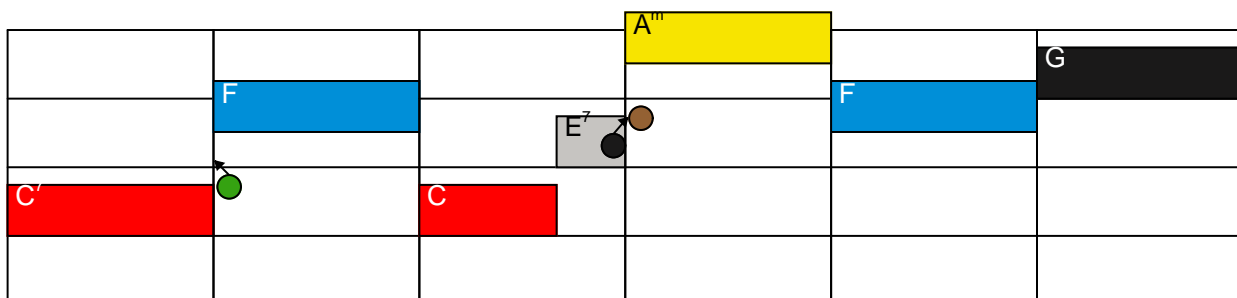

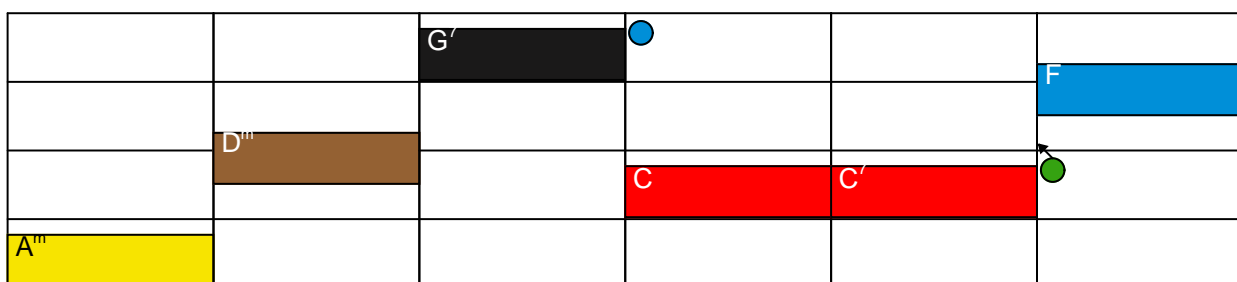
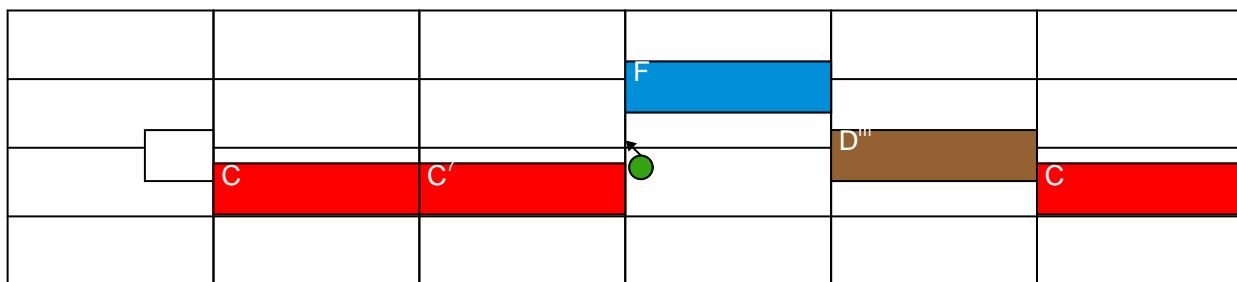


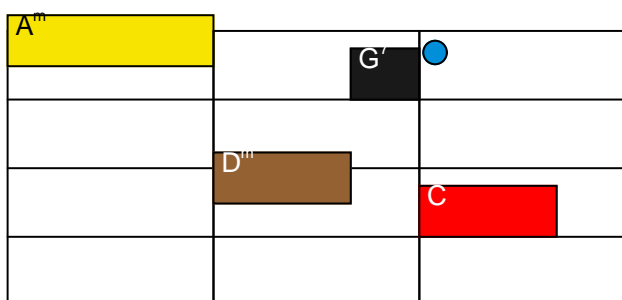
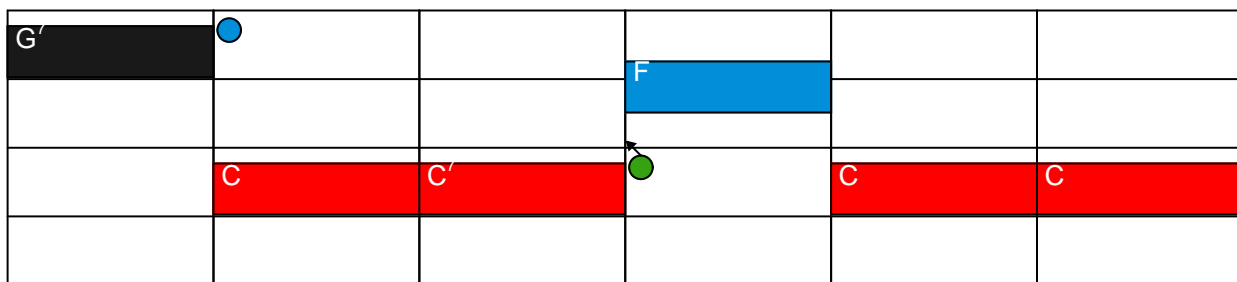
Ashokan Farewell Chords

Piano



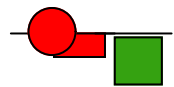
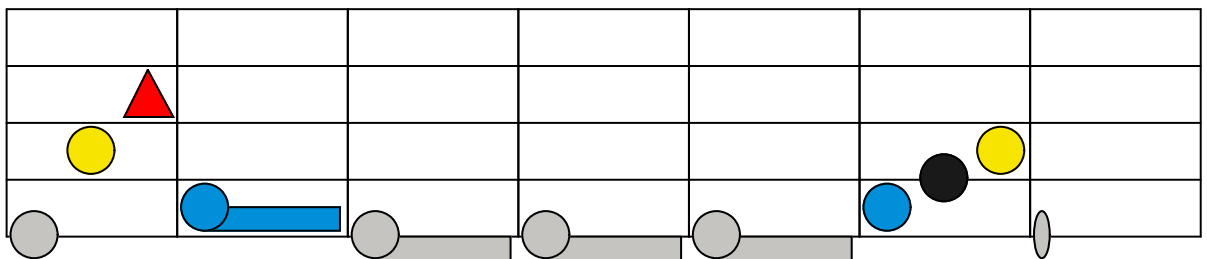
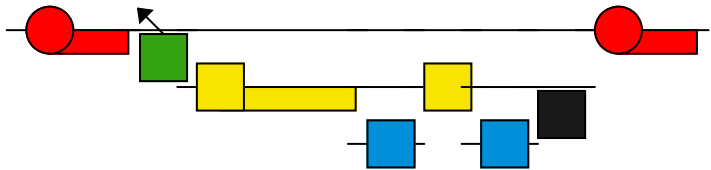
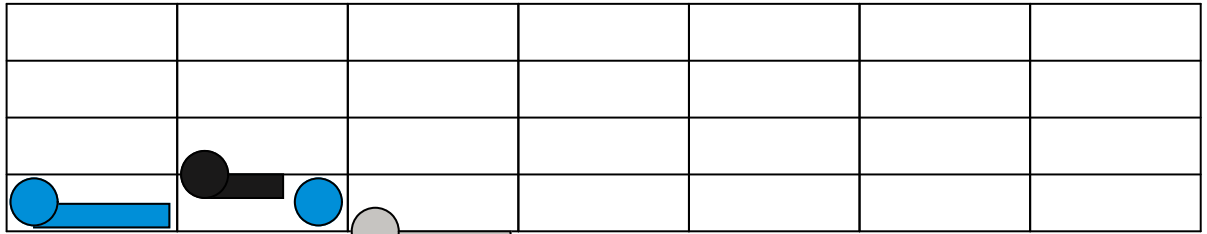
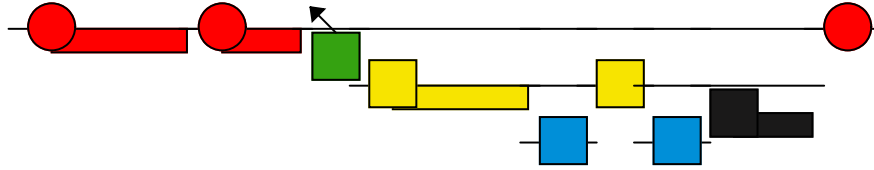
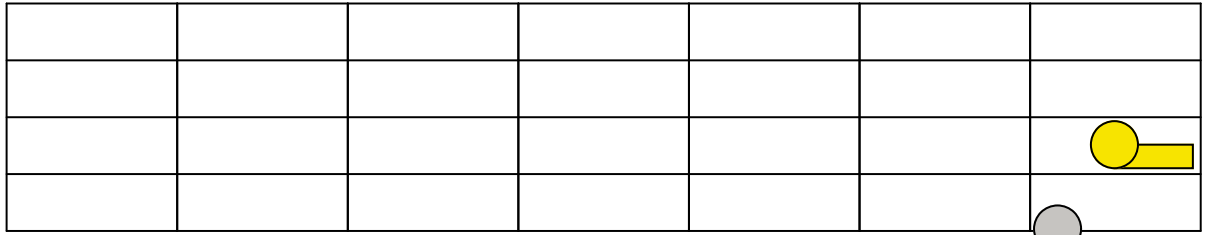
Ashokan Farewell Chords

Piano



Ashokan Farewell Harmony

Piano



Ashokan Farewell Harmony

Piano

The first system of notation consists of seven measures. The notes and their durations are as follows:

- Measure 1: Red circle with a horizontal bar extending to the right.
- Measure 2: Grey circle with a horizontal bar extending to the right.
- Measure 3: Blue circle with a horizontal bar extending to the right.
- Measure 4: Yellow circle with a horizontal bar extending to the right.
- Measure 5: Green circle with a horizontal bar extending to the right.
- Measure 6: Black circle with a horizontal bar extending to the right.
- Measure 7: Blue circle with a horizontal bar extending to the right, followed by a black circle with a horizontal bar extending to the right, and finally a yellow circle with a horizontal bar extending to the right.

The second system of notation consists of five measures. The notes and their durations are as follows:

- Measure 1: Grey circle with a horizontal bar extending to the right.
- Measure 2: Red circle with a horizontal bar extending to the right.
- Measure 3: Red circle with a horizontal bar extending to the right.
- Measure 4: Red circle with a horizontal bar extending to the right.
- Measure 5: Red circle with a horizontal bar extending to the right.

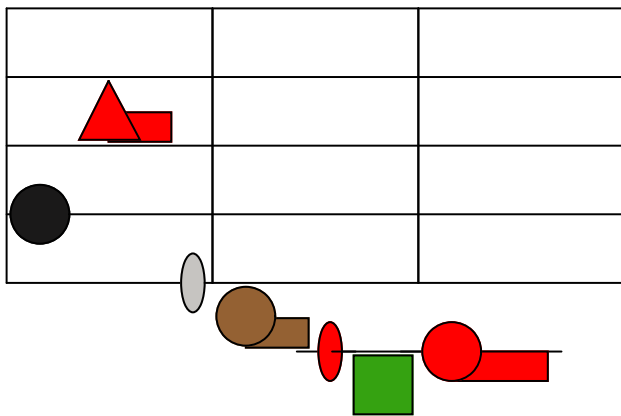
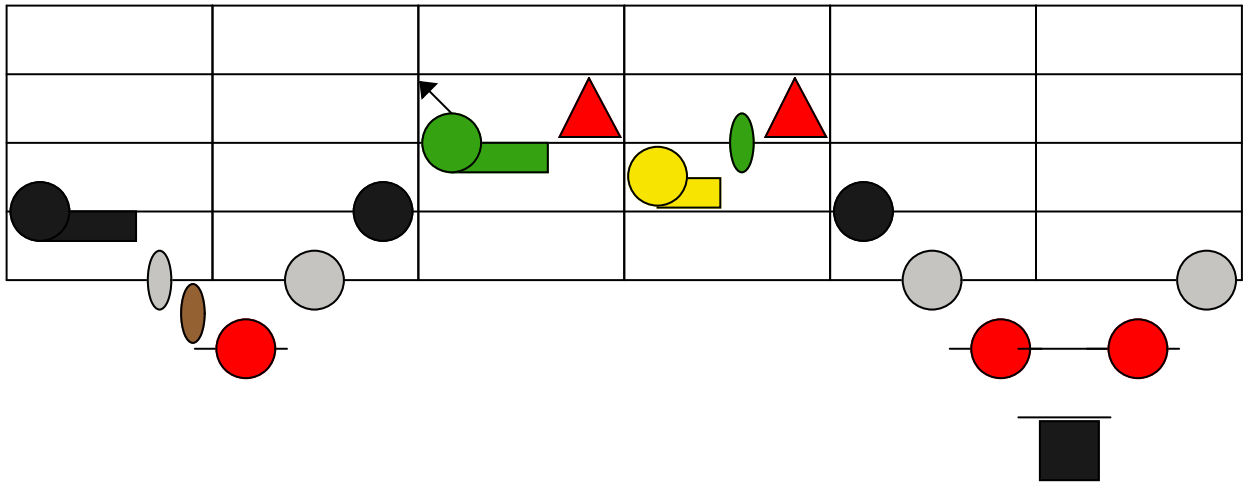
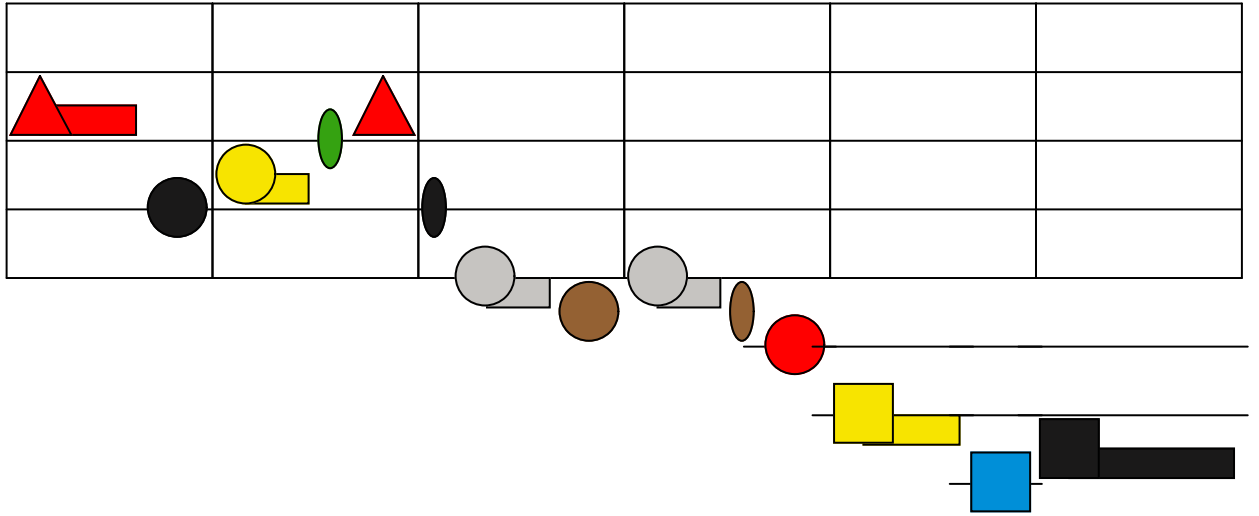
Ashokan Farewell Melody

Piano

The score consists of six systems of music. Each system is written on a grand staff with three lines. The notation is a form of figure notation using various colored shapes (circles, triangles, squares, rectangles) placed on and between the lines of the staff. The shapes are colored in white, black, green, red, yellow, blue, grey, brown, and light blue. The first system starts with two white circles on the top line, followed by a black oval on the first space, a green oval on the second space, a red triangle on the second space, a red rectangle on the second space, a green oval on the second space, a yellow oval on the second space, and a black oval on the second space. The second system continues with a grey circle on the first space, a grey rectangle on the first space, a brown oval on the first space, a grey oval on the first space, a blue circle on the first space, a blue rectangle on the first space, a grey oval on the first space, a brown oval on the first space, a red oval on the first space, a red circle on the first space, a red rectangle on the first space, a red circle on the first space, a yellow square on the first space, a yellow rectangle on the first space, and a black square on the first space. The third system starts with a black circle on the bottom line, a red triangle on the first space, a grey triangle on the first space, a grey rectangle on the first space, a blue triangle on the first space, a grey triangle on the first space, a brown triangle on the first space, a brown rectangle on the first space, a green oval on the first space, a red triangle on the first space, a red rectangle on the first space, a green oval on the first space, a yellow oval on the first space, a black oval on the first space, a grey circle on the first space, a grey rectangle on the first space, a blue circle on the first space, a blue rectangle on the first space, a grey oval on the first space, a brown oval on the first space, and a red oval on the first space. The fourth system continues with a black circle on the bottom line, a grey triangle on the first space, a red triangle on the first space, a green circle on the first space, a brown triangle on the first space, a red triangle on the first space, a red rectangle on the first space, a grey circle on the first space, a black circle on the first space, a black rectangle on the first space, a blue oval on the first space, a black circle on the first space, a black rectangle on the first space, a grey oval on the first space, and a red circle on the first space. The fifth system starts with a red circle on the first space, a red rectangle on the first space, a red circle on the first space, a yellow square on the first space, a yellow rectangle on the first space, and a black square on the first space. The sixth system continues with a red circle on the first space, a red rectangle on the first space, a red circle on the first space, a yellow square on the first space, a yellow rectangle on the first space, and a black square on the first space.

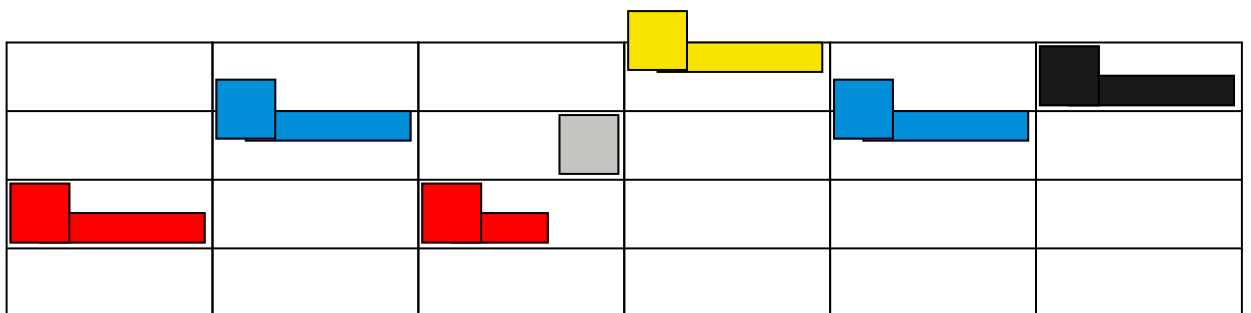
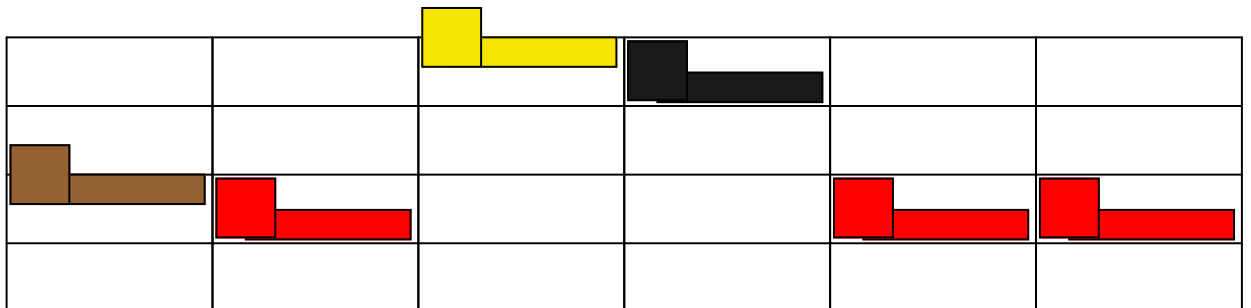
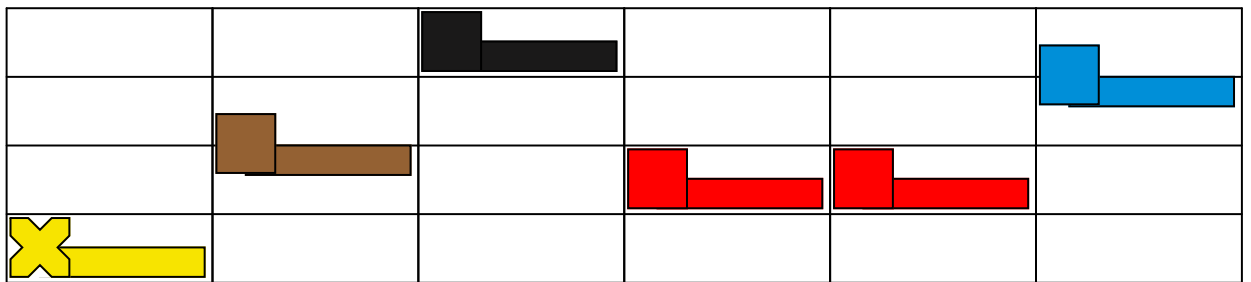
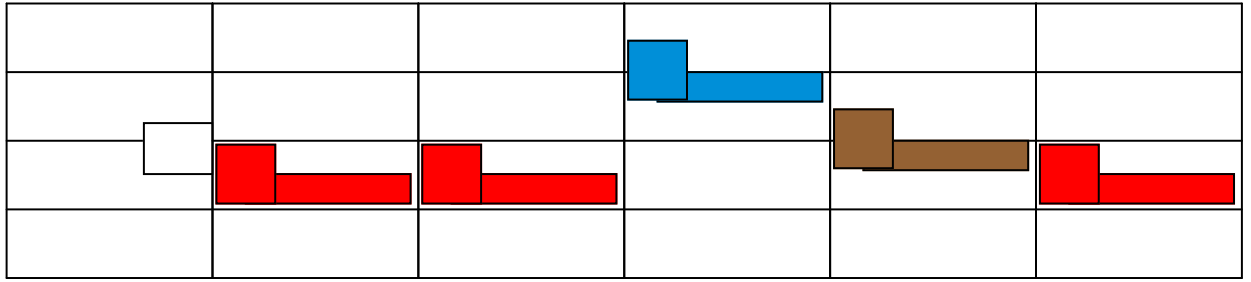
Ashokan Farewell Melody

Piano



Ashokan Farewell Bass Line

Piano



Ashokan Farewell Bass Line

