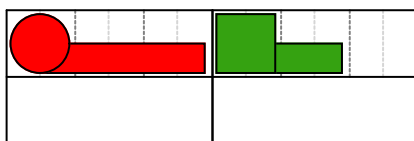
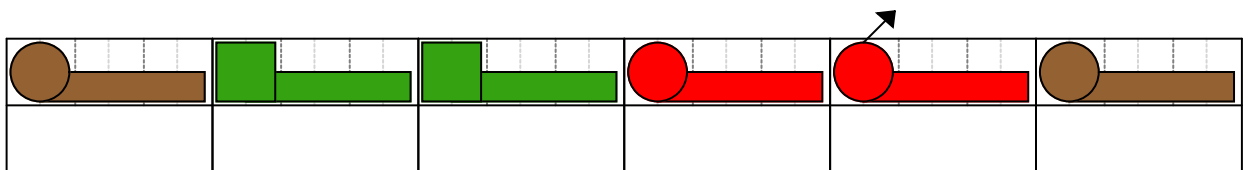
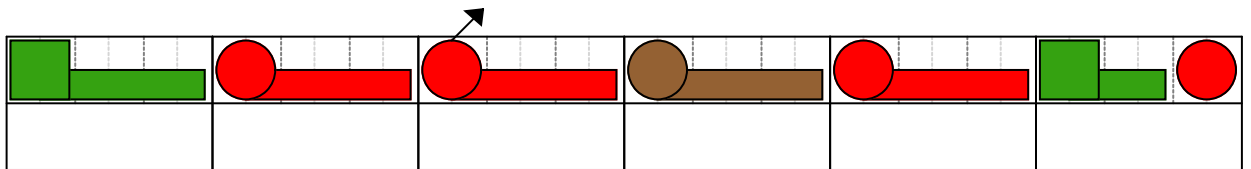
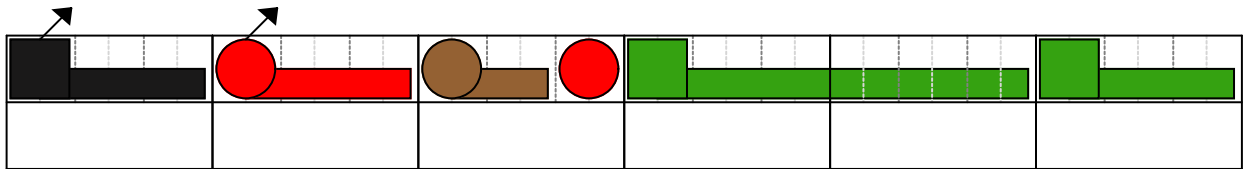
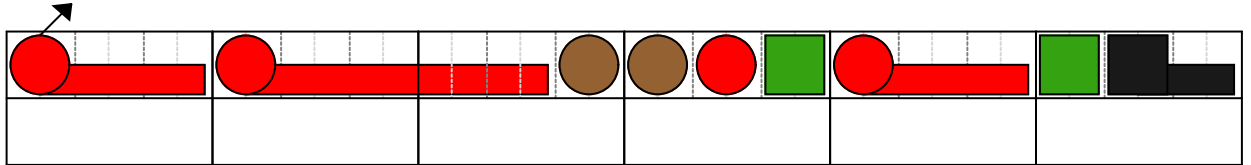



My Bonnie Lies over the Ocean Harmony

Piano



My Bonnie Lies over the Ocean Melody

Piano

The figure notation system uses colored circles and horizontal bars to represent musical notes and their durations. The colors used are white, brown, green, yellow, black, grey, and blue. Horizontal bars are colored yellow, green, brown, black, or grey. Arrows above notes indicate pitch movement.

Staff 1 (Piano): White, White, Brown, Green, Yellow, Black, Yellow, Black, Grey, Brown, Green, Yellow, Black, Black, Blue, Black.

Staff 2: Yellow, Brown, Green, Yellow, Black, Yellow, Black, Grey, Brown, Green, Brown, Grey, Yellow, Black.

Staff 3: Blue, Grey, Blue, Black, Brown, Black, Grey, Yellow, Black.

Staff 4: Blue, Blue, Blue, Blue, Grey, Blue, Black, Yellow, Green, Brown, Black, Grey.

Staff 5: Yellow, Black, Blue, Blue, Blue, Grey, Blue, Black.

My Bonnie Lies over the Ocean

Harmony



15



32



My Bonnie Lies over the Ocean Chords

with up beat

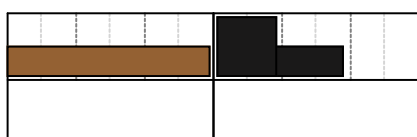
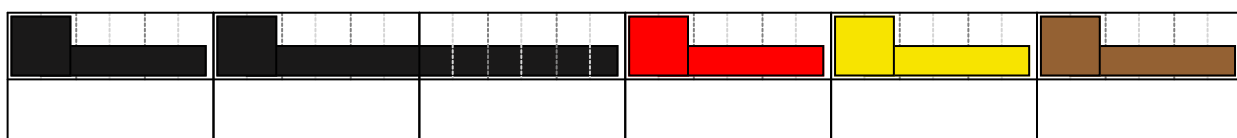
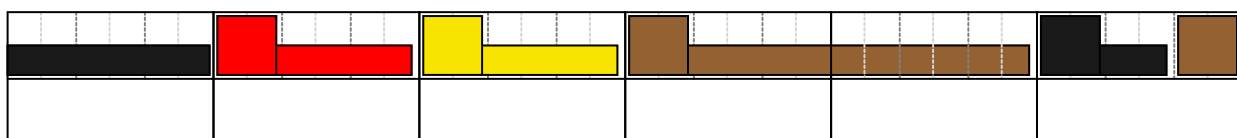
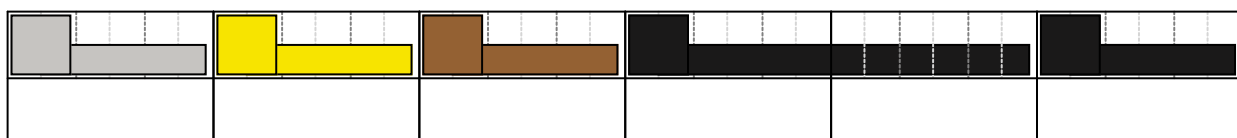
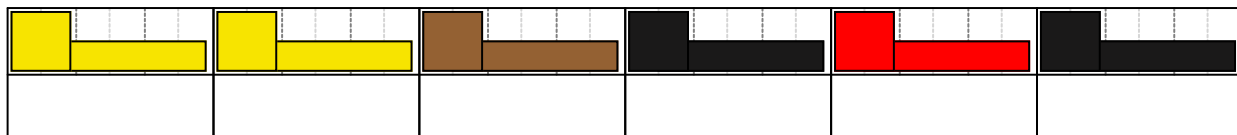
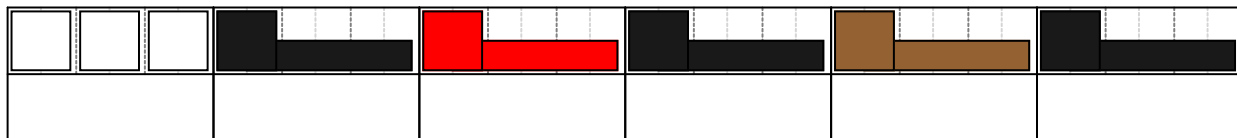
Piano

The piano part consists of five lines of chord diagrams, each representing a measure of music. The chords are color-coded and include fingering arrows:

- Line 1: G (blue), C (red), G (black), D⁷ (brown), G (black), A⁷ (yellow), A^m (yellow)
- Line 2: D⁷ (brown), G (black), C (red), G (black), E⁷ (grey), A⁷ (yellow), D (brown)
- Line 3: G (black), G (black), G (black), C (red), A⁷ (yellow), D (brown)
- Line 4: D⁷ (brown), G (black), D⁷ (brown), G (black), G (black), G (black), C (red), A⁷ (yellow)
- Line 5: D (brown), D⁷ (brown), G (black)

My Bonnie lies over the ocean Bass Line

Piano



My Bonnie Lies over the Ocean Bass Melody

Piano

