

Uist Tramping Song Chords

Piano

The image displays three systems of guitar chord diagrams for the song 'Uist Tramping Song'. Each system is presented on a six-string guitar fretboard. The chords are color-coded: F (blue), Dm (brown), Am (yellow), Gm (black), Bb (green), and C (red). Arrows and dots indicate fingerings and string bends.

System 1 (7 measures):

- Measure 1: F
- Measure 2: Dm
- Measure 3: Am
- Measure 4: F
- Measure 5: F, Gm, Bb
- Measure 6: F, Bb
- Measure 7: F, Dm, C, C

System 2 (7 measures):

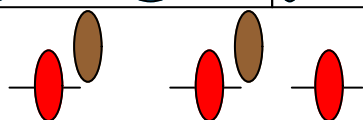
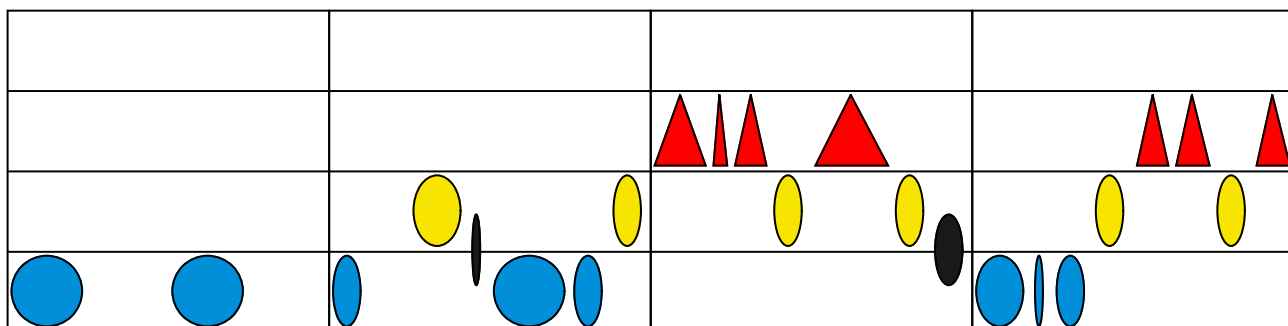
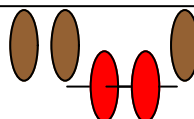
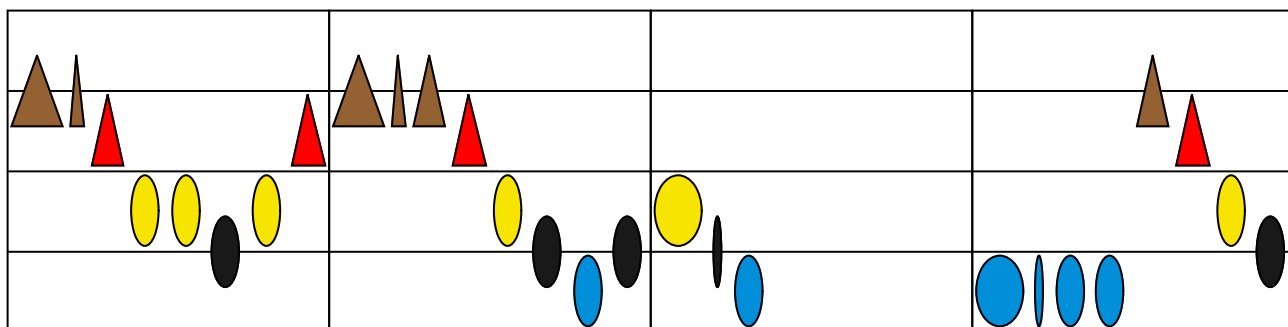
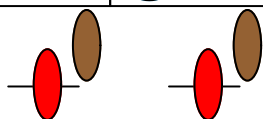
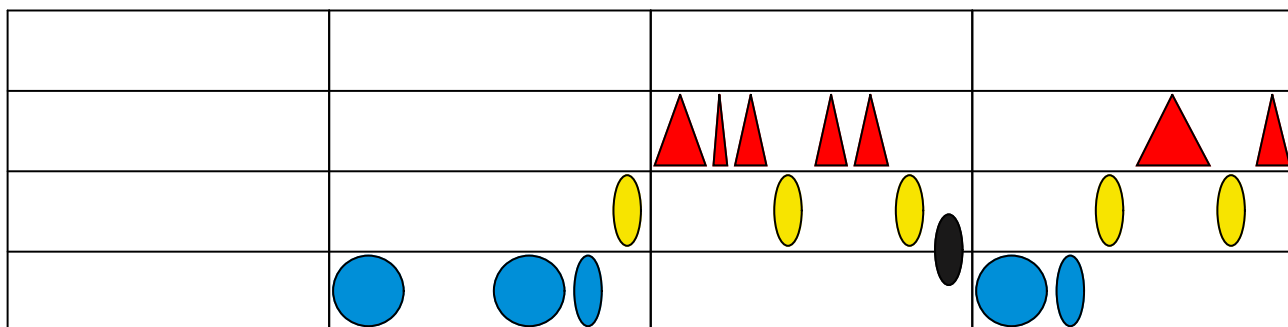
- Measure 1: F, Gm, Dm, C
- Measure 2: F, F, Dm
- Measure 3: Am
- Measure 4: F, Am
- Measure 5: F, Gm, Bb
- Measure 6: F, Gm, C
- Measure 7: F, Bb

System 3 (3 measures):

- Measure 1: F, Gm, Dm, C
- Measure 2: F, Gm, Dm, C
- Measure 3: F, F, C, C

Uist Tramping Song Melody

Piano



Uist Tramping Song Melody

Piano

The musical notation is organized into four measures across three staves. The top staff features triangles: brown triangles on the top line and red triangles on the second line. The middle staff uses yellow ovals on the second and third lines, and black ovals on the second, third, and fourth lines. The bottom staff includes blue ovals on the first, second, and third lines, black ovals on the second and third lines, brown ovals on the first and second lines, and red ovals on the first line. The notes are positioned on the lines of the staves to represent pitch and rhythm.

A small musical notation diagram consisting of three staves. The bottom staff contains blue, black, and red ovals on the first line, and a blue oval on the second line.

Uist Tramping Song Bass Line

Piano

