

Tom Bowling Melody

English Air

Piano

The piano accompaniment is written on a four-staff system. The first staff contains two red triangles. The second staff contains a yellow oval, a black circle, another yellow oval, and two blue ovals. The third staff contains a grey oval, a blue circle, a blue square, a grey oval, a brown oval, and a red oval. The fourth staff contains a blue circle, a grey circle, a brown circle, a grey circle, a blue circle, a black circle, a grey oval, and a blue oval.

The vocal melody is written on a four-staff system. The first staff contains two grey triangles, a brown triangle, and a green oval. The second staff contains a red triangle, a brown triangle, a red triangle, and a red rectangle. The third staff contains a black oval. The fourth staff contains a grey oval.

Tom Bowling Bass Melody

English Air

Piano

Musical notation for Tom Bowling Bass Melody, first system. It features a four-staff grid with various colored shapes (red circles, yellow squares, blue rectangles, black squares, grey rectangles, brown rectangles, red rectangles) placed on the staves. Above the first staff, there are red circles and a red rectangle. The word "Piano" is written to the left of the first staff.

Musical notation for Tom Bowling Bass Melody, second system. It features a four-staff grid with various colored shapes (red circles, yellow squares, blue rectangles, black squares, grey rectangles, brown rectangles, red rectangles) placed on the staves. Above the first staff, there are two red circles. The word "Piano" is written to the left of the first staff.

Musical notation for Tom Bowling Bass Melody, third system. It features a four-staff grid with various colored shapes (red circles, yellow squares, blue rectangles, black squares, grey rectangles, brown rectangles, red rectangles) placed on the staves. Above the first staff, there are red circles, a grey oval, a brown oval, and a red oval. The word "Piano" is written to the left of the first staff.

Tom Bowling Bass Melody

English Air

Piano

The piano part consists of a four-line staff. Above the staff, there are two red circles on a horizontal line. The staff is divided into four measures. The first measure contains a grey rectangle on the second line, a blue rectangle on the second space, and a blue rectangle on the second space. The second measure contains a yellow rectangle on the second space, a black rectangle on the second space, a blue rectangle on the second space, and a blue rectangle on the second space. The third measure contains a blue rectangle on the second space, a grey rectangle on the second space, a brown rectangle on the second space, and a red rectangle on the second space. The fourth measure contains a blue rectangle on the second space, a blue rectangle on the second space, a black rectangle on the second space, a yellow rectangle on the second space, a black rectangle on the second space, and a blue rectangle on the second space. An oval is located on the right side of the staff.

The piano part consists of a four-line staff. Above the staff, there are several grey and brown ovals, and a red circle on a horizontal line. The staff is divided into four measures. The first measure contains a black rectangle on the second space. The second measure contains a grey rectangle on the second space. The third measure contains a green rectangle on the second space. The fourth measure contains a red rectangle on the second space.

Tom Bowling Chords

English Air

Piano

Tom Bowling Chords

English Air

Piano

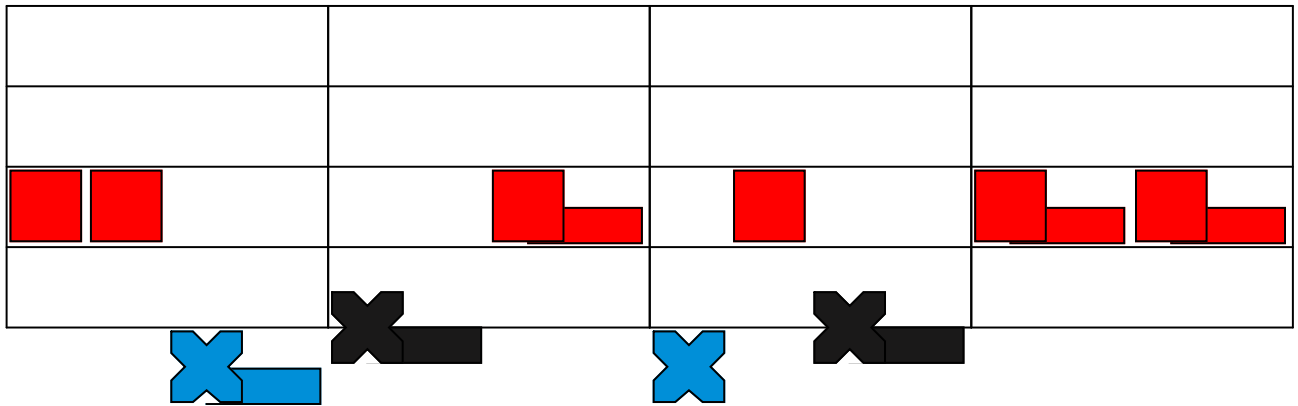
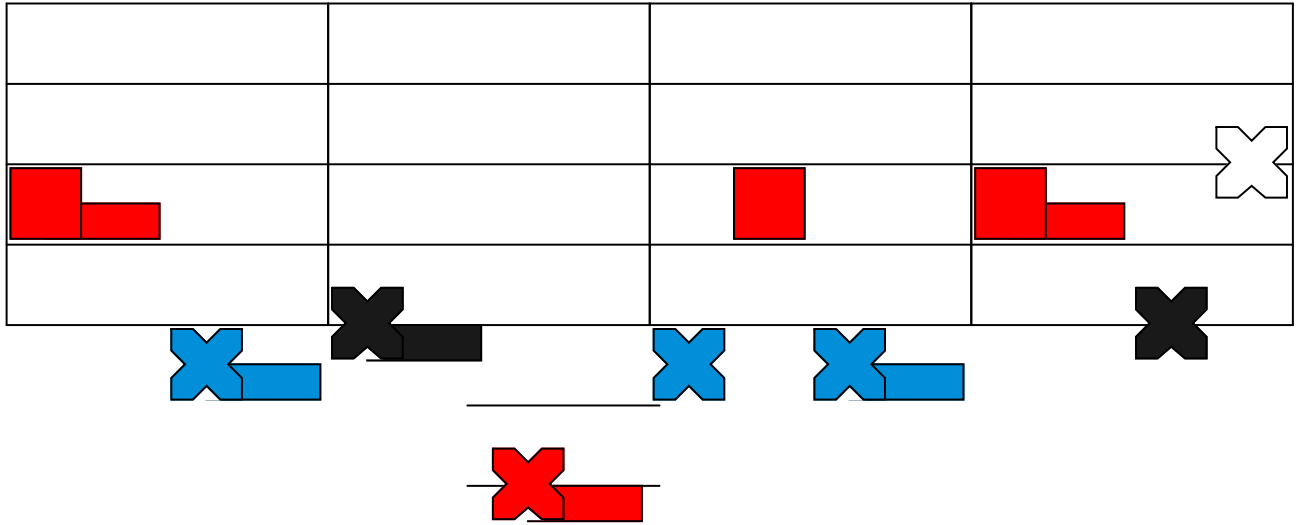
Diagram illustrating the piano accompaniment for Tom Bowling, showing chords (C, C', F, G) and a D''' chord across four measures.

Diagram illustrating the piano accompaniment for Tom Bowling, showing chords (C, C', F, G) and a D''' chord across four measures.

Tom Bowling Bass Line

English Air






Piano






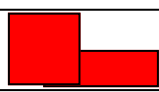






Tom Bowling Bass Line

English Air

Piano

	
---	---

Tom Bowling Bass Line

English Air

Piano

The diagram illustrates the bass line for the piece 'Tom Bowling'. It consists of two parts: a piano accompaniment and a bass line. The piano part is shown as a 4-measure grid with two columns and four rows. Below the grid, there are two 'X' marks: a blue one on the left and a black one on the right. The bass line is represented by two horizontal lines. On the left line, there is a red 'X' followed by a red bar. On the right line, there is a red bar with a white 'C' inside it.