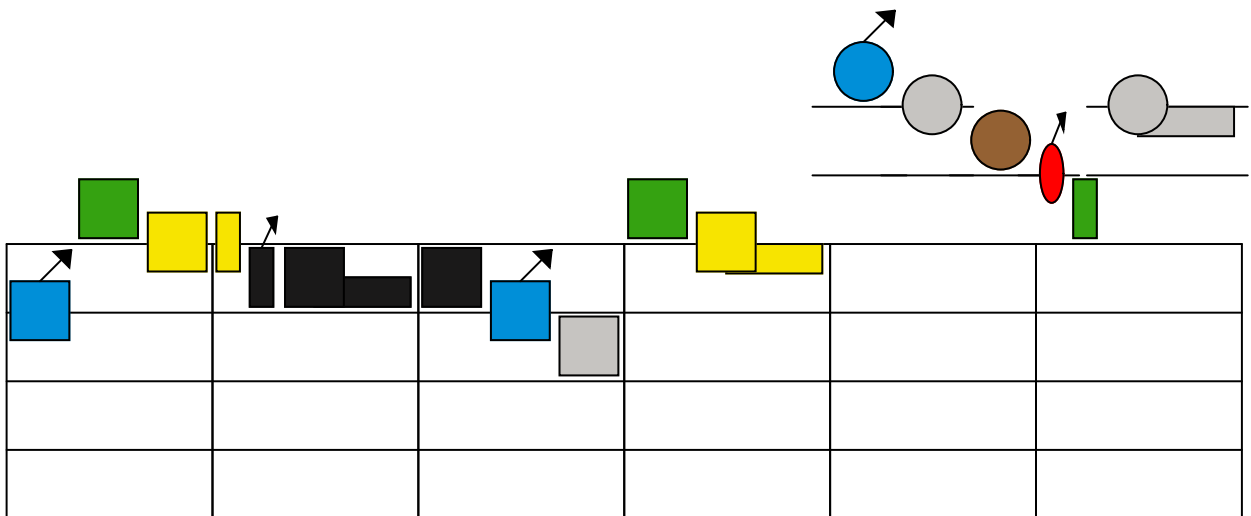
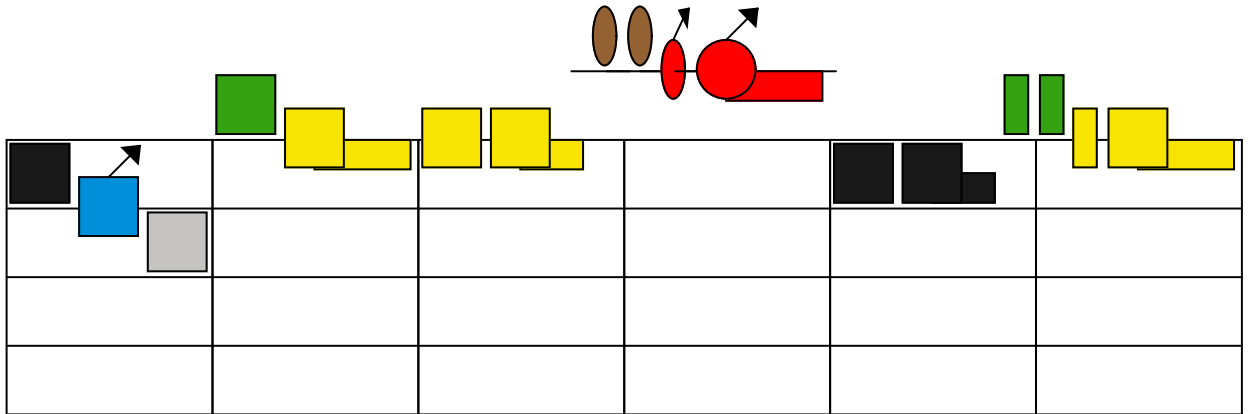
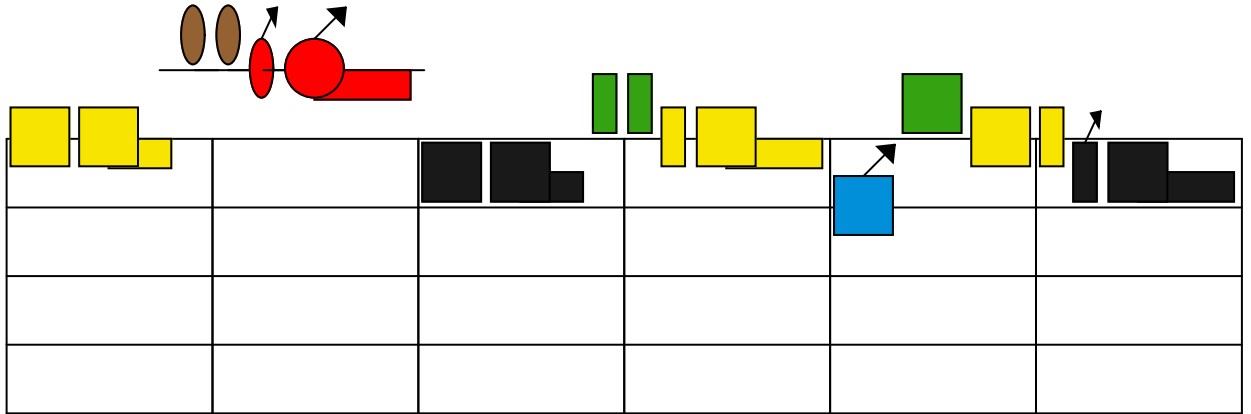


Santa Lucia Bass Melody

Piano



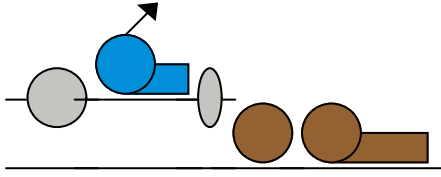
Santa Lucia Bass Melody

Piano

The first system of musical notation consists of a staff with a treble clef and a key signature of one flat. The melody is written in a simplified, pictorial style using various shapes and colors. The notes are: a grey circle, a brown circle, a green square, a black rectangle with an upward arrow, a yellow rectangle, a blue oval with an upward arrow, two yellow rectangles, a black rectangle with an upward arrow, a blue rectangle with an upward arrow, a black rectangle with an upward arrow, a grey circle, a grey rectangle, a grey circle, a grey circle, a green square, a red oval with an upward arrow, a grey circle, a brown circle, and a brown rectangle. Below the staff is a four-line grid for accompaniment, with some colored rectangles (black, yellow, blue) placed on the lines to indicate fingerings or accents.

The second system of musical notation continues the melody. The notes are: a blue oval with an upward arrow, a grey circle, a brown circle, a red oval with an upward arrow, a green square, a grey circle, a grey rectangle, a grey circle, a brown circle, a green square, a black rectangle with an upward arrow, a yellow rectangle, a blue oval with an upward arrow, a brown circle, a brown rectangle, a brown oval, a brown oval, a grey circle, a grey rectangle, and a grey circle. Below the staff is a four-line grid for accompaniment, with some colored rectangles (black, yellow, blue) placed on the lines to indicate fingerings or accents.

Santa Lucia Bass Melody



Piano
