





# The Little Drummer Boy Chords

Piano

Diagram 1: Musical staff showing a piano accompaniment. The staff has five measures. A red box labeled  $C^7$  is positioned in the second measure, with a green dot and an arrow pointing to it. Below the staff, blue boxes represent chords:  $F$  in the first measure,  $F$  in the second,  $F$  in the third,  $F$  in the fourth, and  $F$  in the fifth. Blue curved lines are under the first, second, and fifth boxes.

Diagram 2: Musical staff showing a piano accompaniment. The staff has five measures. A red box labeled  $C^7$  is in the second measure, with a green dot and arrow. Red boxes labeled  $C$  are in the fourth and fifth measures. Below the staff, blue boxes represent chords:  $F$  in the first,  $F$  in the second, and  $F$  in the third. Blue curved lines are under the first and second boxes.

Diagram 3: Musical staff showing a piano accompaniment. The staff has six measures. Red boxes labeled  $C$  are in the first, second, third, and fourth measures. Green boxes labeled  $B^b$  are in the fifth and sixth measures, with a green dot and arrow pointing to the one in the sixth measure. Below the staff, blue boxes represent chords:  $F$  in the first,  $F$  in the second,  $F$  in the third, and  $F^7$  in the fourth. Red curved lines are under the first, second, and fourth boxes.

Diagram 4: Musical staff showing a piano accompaniment. The staff has four measures. A green box labeled  $B^b$  is in the first measure, with a green dot and arrow. Red boxes labeled  $C$  are in the second and third measures. Below the staff, blue boxes represent chords:  $F$  in the first,  $F$  in the second,  $F$  in the third, and  $F$  in the fourth. Blue curved lines are under the second and fourth boxes.

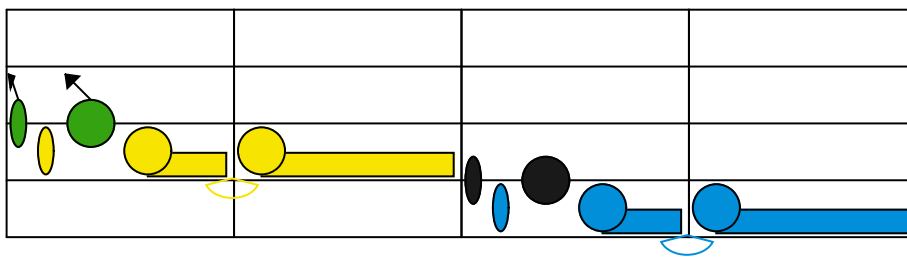
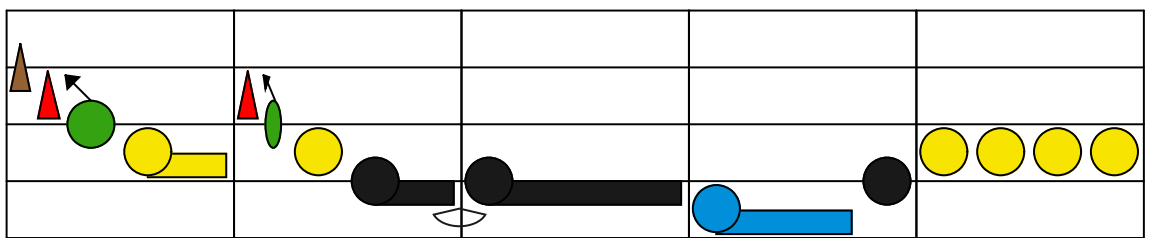
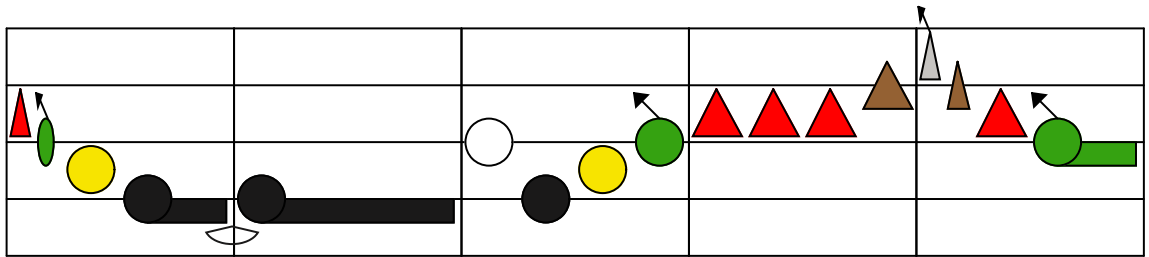
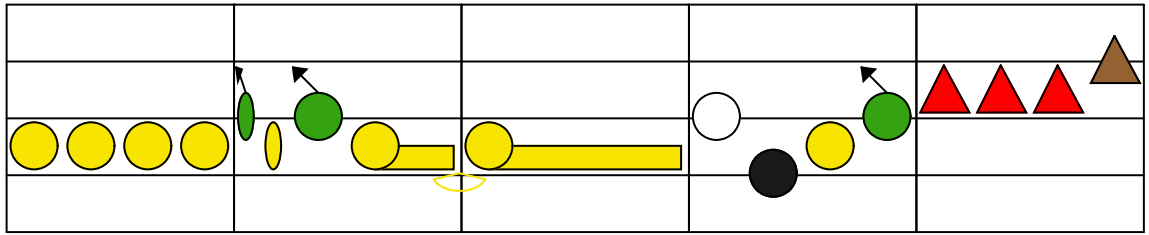
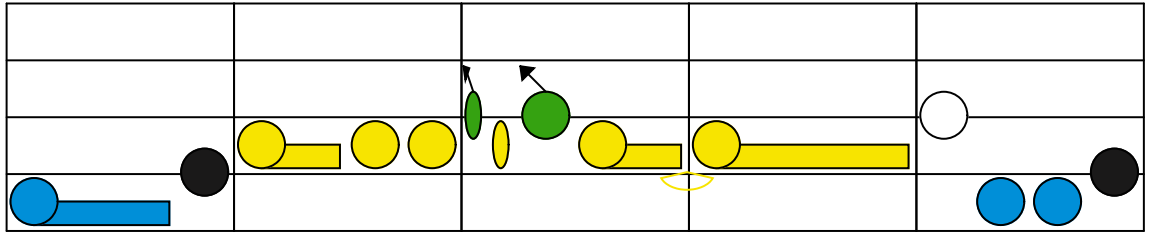
# The Little Drummer Boy Chords

Piano

C <sup>7</sup>		C <sup>7</sup>	
F	F	F	F

# The Little Drummer Boy Melody

Piano



# The Little Drummer Boy Bass Line

Piano

The image displays a piano bass line for 'The Little Drummer Boy' using figure notation. It consists of four measures, each shown in a four-line staff. Red bars represent notes on the piano roll, and blue 'X' marks with stems represent the bass line. Red arcs indicate phrasing, and green arcs indicate accents.

- Measure 1:** A red bar on the second line (G4) and a red bar on the first space (F4) are shown. The bass line has a blue 'X' on the first line (C3) with a stem to the second line (D3), and another blue 'X' on the first line (C3) with a stem to the second line (D3).
- Measure 2:** A red bar on the first space (F4) and a red bar on the first line (C4) are shown. The bass line has a blue 'X' on the first line (C3) with a stem to the second line (D3), and another blue 'X' on the first line (C3) with a stem to the second line (D3).
- Measure 3:** A red bar on the first space (F4) and a red bar on the first line (C4) are shown. The bass line has a blue 'X' on the first line (C3) with a stem to the second line (D3), and another blue 'X' on the first line (C3) with a stem to the second line (D3).
- Measure 4:** A red bar on the first space (F4) and a red bar on the first line (C4) are shown. The bass line has a blue 'X' on the first line (C3) with a stem to the second line (D3), and another blue 'X' on the first line (C3) with a stem to the second line (D3).

# The Little Drummer Boy Bass Line

Piano

The image shows a musical staff with four measures. The first and third measures contain red rectangular notes: a tall note followed by a shorter note. The second and fourth measures are empty. Below the staff, there are blue 'X' marks and horizontal lines representing a drum pattern. The first 'X' is under the first measure, and the second 'X' is under the second measure, with a blue line extending from the second 'X' to the end of the second measure. A blue arc is drawn under the space between the two 'X's. This pattern repeats in the third and fourth measures.